

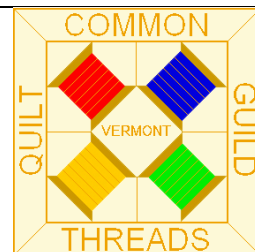
Volume 2

ON POINT

The official newsletter
of the Common Threads Quilt Guild of Lamoille County
in Hyde Park, Vermont

<http://commonthreadsvt.org/>

CommonThreadsVT@gmail.com



Issue 8

The President's Block

Hello fellow quilters,

I hope that many of you are having fun on the Shop Hop. One of the fun parts for me is that I run into the same people at different shops. The patterns are great and the prices are good. What more can we want?

Since we are expecting another snow storm this week, I might hang out in my "She Shed," AKA my basement quilting area. After all, what is Shop Hop good for but to buy quilting projects.

I bought a really neat book about quilts used for the Underground Railroad. Needless to say, it has quilt patterns, history, and suggested colors for all these blocks. How can I go wrong?

Is anyone interested in once again going to the Charlmont on Thursday mornings? If so, let me know. If another day would be better, except for Wednesday, I can make that work, also.

As ever and keep on quilting,

Carol Moulton
2022 – 2023 President



President

Carol Moulton 802-888-3560

Vice President

Denise Mayo 802-585-5876

Secretary

Grace Sweet 802-244-7123
Robin Wright 802-635-9550

Treasurer

Cheryl Leach 802-888-5102

Programs

Andrea Blaisdell 802-635-8389

Newsletter

Sharon Perry 802-326-3135

Sunshine Cards

Hilda Tallman 802-888-3808

Membership & Librarian

Jan Kuhn 802-851-8341

Sunshine Quilts

Marion Seasholtz 802-635-2731

Common Threads Quilt
Guild meets the 1st Thursday,
March through December,
at 6:30 p.m. at the
Sterling View
Community Center
in Hyde Park

Dues = \$20 annually



APRIL 2023

2022 - 2023 Guild Calendar

**DOORS OPEN AT 6:00 PM;
MEETING STARTS AT 6:30 PM**

September 1st Back to Basics:
Understanding Fabric
Construction & Properties

October 6th Back to Basics:
All About Quilting Fabric

November 3rd Back to Basics:
Needles & Threads & More...Oh My!

December 1st Potluck & Exchange
Back to Basics: Fabric Prep & Demos

2022 – 2023 Guild Calendar

**DOORS OPEN AT 6:00 PM;
MEETING STARTS AT 6:30 PM**

January 28th Back to Basics:
Learning & Sewing Session **CANCELLED**

February 25th Back to Basics:
Learning & Sewing Session, 9am-3pm

March 2nd Back to Basics:
Color Theory

April 6th Back to Basics:
Modern Quilting with
Weeks Ringle & Bill Kerr

2022 – 2023 Guild Calendar

**DOORS OPEN AT 6:00 PM;
MEETING STARTS AT 6:30 PM**

May 4th Back to Basics:
Paper Piecing

June 1st Back to Basics:
All About Appliqué

July 6th Back to Basics:
Getting Your Blocks In Order

August 3rd Summer Potluck
Back to Basics Sew & Tell

Treasurer's Report

Beginning Balance 2/16/2023		\$5,684.82
Income		
	Total Income	\$0.00
	Subtotal	\$5,684.82
Expenses		
	Total Expenses	\$0.00
Ending Balance 3/16/2023		\$5,684.82

Respectfully submitted,
Cheryl Leach, Treasurer



APRIL "BACK TO BASICS": WHAT MAKES IT MODERN?

Professional quilt-makers and husband and wife team, Weeks Ringle and Bill Kerr, will be joining us via Zoom from their design studio in Oak Park, Illinois. They will be discussing "What Makes it Modern?" where design and quilts are concerned.

Weeks and Bill are pioneers of the Modern Quilt Movement, having written the first book on Modern Quilting. Weeks made her first modern quilt in 1987 to rethink the possibilities of the American quilt as being expressive of the time in which we live. Bill began sewing at age 8 and started designing and making modern quilts in 1995.

Their lecture, "What Makes It Modern?", is presented in two parts. Guild members will have access to a pre-recorded YouTube video starting on March 30th. Weeks and Bill ask that all members view the pre-recorded video prior to their live Zoom session with us on April 6th. During the live Zoom session, Weeks and Bill will answer members' questions and explain concepts introduced in the pre-recorded lecture as needed.

To accommodate the pre-recorded session, the guild will host a viewing party starting at 5:45 pm on Thursday, April 6th, just before the April meeting. Also, a link to the pre-recorded YouTube video will be sent out a week before the guild meeting. Members may choose to watch the YouTube video at their leisure, or join other guild members on the 6th to watch the video together. **There will be snacks!!! Did someone say snacks?**



Secretary's Report

Secretary's Report March 2, 2023

Meeting called to order: At 6:32 pm; Carol Moulton, President, presiding.

Present: 22 members; 1 guest, Haley Woodside-Jiron

Birthdays: February birthdays – Joyce Emerson, Lois Lemaire, and JoAnn Tallman since there wasn't a meeting in February; March birthdays – Andrea Blaisdell, Sally Cabell and Andrea Poppiti.

Drawings: Jane Langdell won for Just for Coming and Elena Tague won for the food shelf donation.

Secretary's Report: Sharon Perry moved to accept December 1st report; Marion Seasholtz seconded. Motion passed.

Treasurers Report: Sharon Perry moved to approve the treasurer's reports printed in the January, February, and March newsletters since our last meeting was in December 2022; Marion Seasholtz seconded. Motion passed.

Sunshine Cards: Card sent to Anne Harmon due to recent death of her mother.

Sunshine Quilts: Marion Seasholtz reported that 20 quilts have gone to both the Meals on Wheels and Lamoille Home Health. She read thank you cards and says she also gets thank you calls. She drew winners from the guild members who have worked on quilts (1 entry for doing a top, 2 entries for helping on a workshop day and additional over the 1 if you use your own fabric or do more than just the top) – Martha Corey for her 75 entries received a special gift. Grace Sweet and Elaine Foster were also winners.

Sunshine Quilt Workshop: Next Sunshine quilt workshop will be April 15th from 9 to 3 at Sterling View. Bring your own lunch, Marion will provide dessert.

Block of the Month: Bonnie Griswold won the January and March blocks. Linda McGraw won the February blocks. The block pattern for April is Padre Island Star – color theme is scrappy.

Old Business: Quilt show – Carol emailed the Noyes House but did not get a reply. Robin Wheel will investigate a contact person.

New Business:


- Lake Elmore Association sent a letter requesting a queen-sized quilt for a raffle prize. They will give us a donation to offset the cost of fabric. Sharon Perry is offering a quilt that she is willing to donate that she got from the Barb O'Toole estate. Donna Hamel moved to donate this quilt to them and decline the donation as the quilt is being donated. Marion Seasholtz seconded. Motion passed. UPDATE: Sharon thought all the blocks for the quilt (she was offering to donate from Barb O'Toole's quilting estate, were all already embroidered; they are not. There's not enough time to embroider the blocks and finish it to meet the Lake Elmore Association's needs. Marion is looking at other options.
- 23 in 2023 Challenge: 14 members have signed up to participate. No penalty for not finishing for those who have signed up. Criteria is a FINISHED project – exception is a sunshine quilt top. To meet the challenge, members must have done by December meeting to get into the drawing. As a note, finished projects need to be shown at show and tell during a meeting in 2023.
- Marion needs to buy 3 rolls of batting for the Sunshine Quilts. She did relay that the cost has gone up. Sharon Perry moved to purchase 3 rolls; Lisa Vilord seconded. Motion passed.
- VT Shop Hop is running through the Month of March. More information online.
- Quilt show in St. Albans on April 1st & 2nd.
- Quilt show in Rutland April 22nd & 23rd; flyer handed out.

Sew & Tell: Eleven members shared their work.

Program: This month's program was "Color Theory." Guild members watched a video class featuring Becky Goldsmith of Piece O' Cake. Due to the inclement weather, there was no discussion following the video class.

Meeting Adjourned: At approximately 8:15 pm.

Respectfully Submitted
Robin Wright, Co-Secretary



Block of the Month

APRIL 2023



Colors:
Maker's choice;
make it scrappy

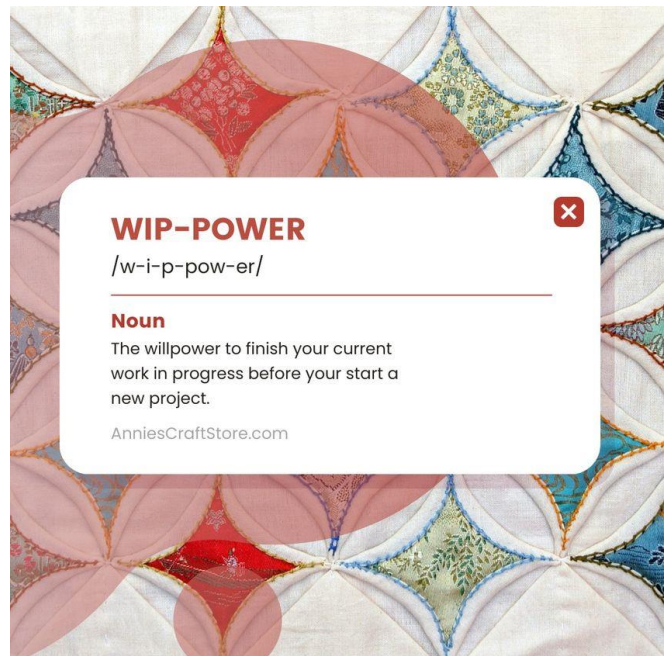


PATTERN: PADRE ISLAND STAR
Pattern from www.patchworksquare.com

If you have any questions, call Lisa Vilord, 802-279-7292.

Click the link below for the Padre Island Star 12" finished block pattern*
<https://www.patchworksquare.com/mf/padre-island-star-quilt-block.pdf>

*Please note the pattern has instructions for 3 sizes; please make the 12" finished quilt block.



SUNSHINE CARDS FOR OUR MEMBERS

If you know of a guild member who is in need of encouragement or comfort due to an illness, bereavement, etc., please contact Hilda Tallman, 802-888-3808. She will send out an appropriate card.

SUPPORTING THE LOCAL COMMUNITY

Guild members are asked to bring nonperishable food shelf donations to Sterling View, the host site of our meetings. Sterling View distributes those donations to the local food shelf. Please drop your items in the basket near the door.



FRANKLIN COUNTY QUILT SHOW IS BACK!!!

After a 4-year hiatus, St Albans City Hall, at 100 North Main Street, will once again be flooded with color from the over 120 quilts on display for the Franklin County Quilt Show. The show is sponsored by the Franklin County Quilters Guild.

This event is FREE and open to the public; City Hall is an accessible facility. On Saturday the quilt show hours are 9:00 am to 4:00 pm while on Sunday the doors will open at 10:00 am until 3:00 pm.

QUILT TIPS

- Use binder clips from an office supply store to hold quilt bindings as they're sewn on.
- Use the hair clips which snap closed for holding binding in place instead of pins. They're cheapest at the dollar store.
- When finishing binding corners, you can use a pair of hemostats to pinch the corner just so and hold it in place while stitching.
- Take a plastic coffee stirring stick, and insert a little piece of pipe cleaner shaped into a loop. It is great for cleaning lint out of your sewing machine.
- Use leftover cotton batting for removing nail polish instead of cotton balls. It works great.
- Use bath handles with suction cups from the hardware store to hold your quilt rulers in place while cutting. They are much cheaper than the quilter's version and are just as effective.

- Use bed risers under your cutting table and sewing table legs to raise them to a comfortable height.
- Use a Glad Press 'N Seal empty box to store and tear your stabilizers or fusibles...no more cutting with scissors and always a straight cut.
- Use telescoping magnet on a stick from the automotive store is to pick up pins on the floor.
- An acrylic makeup organizer with many compartments can sit directly to the right of your sewing machine to hold things you might need as you're sewing, such as tweezers, seam rippers, chopsticks, and other gadgets.
- Foam pedicure toe separators make great holders for bobbin storage.
- Use small elastic pony tail holders over bobbins to keep the thread from unraveling.
- Use a Pampered Chef's rotating utensil holder on your sewing table to hold cutters, small rulers, pencils, etc.
- Chocolate is a quilting notion!



Sharon Witbeck

April 17th

Tracey Morin

April 18th

...and many more!!!



That is **23 Finishes in 2023!**

Join in the fun and make 23 quilted projects by the end of 2023 and your name will be entered into a special drawing held in December 2023. If you'd like to participate, fill in your name and 23 projects you'd like to finish this year on the list below. This is your list...you can add to it throughout the year if need be to have 23 projects or you can remove a project, or swap out projects, etc...you just have to have **23 Finishes in 2023** AND you must show each project at one of the guild's monthly show and tell. You can show multiple projects in one month. You also don't have to show a project every month, you just have to have **23 Finishes in 2023!** You will maintain your own list, but you must let Sharon Perry know you are participating.

* * * * * Cut along dotted line * * * * *

23 Finishes in 2023

NAME: _____

1.	13.
2.	14.
3.	15.
4.	16.
5.	17.
6.	18.
7.	19.
8.	20.
9.	21.
10.	22.
11.	23.
12.	



Recipe Corner

LEMON LAYER CAKE

1 cup butter, softened
 1½ cups sugar
 2 large eggs, room temperature
 3 large egg yolks, room temperature
 1 tablespoon grated lemon zest
 2 tablespoons lemon juice
 ¾ cup sour cream
 ¼ cup 2% milk
 2½ cups all-purpose flour
 1 teaspoon salt
 1 teaspoon baking powder
 ½ teaspoon baking soda

Syrup:

½ cup sugar
 ½ cup lemon juice

Frosting:

2 packages (8 ounces each) cream cheese, softened
 1 cup butter, softened
 4 cups confectioners' sugar
 1½ teaspoons lemon juice
 ⅛ teaspoon salt

Optional: Lemon slices or edible flowers

Preheat oven to 350°. Line bottoms of 2 greased 9-in. round baking pans with parchment; grease parchment.

Cream butter and sugar until light and fluffy, 5-7 minutes. Add eggs and egg yolks, 1 at a time, beating well after each addition. Beat in lemon zest and juice.

In a small bowl, mix sour cream and milk. In another bowl, whisk together flour, salt, baking powder and baking soda; add to creamed mixture alternately with sour cream mixture.

Transfer to prepared pans. Bake until a toothpick inserted in center comes out clean, 24-28 minutes. Cool in pans 10 minutes before removing to wire racks; remove parchment. Cool slightly.

For syrup, in a small saucepan, combine sugar and lemon juice. Bring to a boil; cook until liquid is reduced by half. Cool completely.

For frosting, beat cream cheese and butter until smooth; beat in confectioners' sugar, lemon juice and salt until blended.

Using a long serrated knife, cut each cake horizontally in half. Brush layers with warm syrup; cool completely.

Place 1 cake layer on a serving plate; spread with 1 cup frosting. Repeat layers twice. Top with remaining cake layer. Frost top and sides with remaining

frosting. If desired, top with lemon slices or edible flowers. Refrigerate leftovers.

LEMON SUPREME PIE

Dough for single-crust deep-dish pie

Lemon Filling:

1¼ cups sugar, divided
 6 tablespoons cornstarch
 ½ teaspoon salt
 1¼ cups water
 2 tablespoons butter
 2 teaspoons grated lemon zest
 4 to 5 drops yellow food coloring, optional
 ½ cup lemon juice

Cream Cheese Filling:

11 ounces cream cheese, softened
 ¾ cup confectioners' sugar
 1½ cups whipped topping
 1 tablespoon lemon juice

On a lightly floured surface, roll dough to a 1/8-in.-thick circle; transfer to a 9-in. deep-dish pie plate. Trim to 1/2 in. beyond rim of plate; flute edge. Refrigerate 30 minutes. Preheat oven to 425°.

Line crust with a double thickness of foil. Fill with pie weights, dried beans or uncooked rice. Bake on a lower oven rack until edge is golden brown, 20-25 minutes. Remove foil and weights; bake until bottom is golden brown, 3-6 minutes longer. Cool on a wire rack.

For lemon filling, combine ¾ cup sugar, cornstarch and salt in a small saucepan. Stir in water until smooth. Bring to a boil over medium-high heat. Reduce heat; add remaining sugar. Cook and stir until thickened and bubbly, about 2 minutes. Remove from heat; stir in butter, lemon zest and, if desired, food coloring. Gently stir in lemon juice. Cool to room temperature, about 1 hour.

For cream cheese filling, beat cream cheese and confectioners' sugar until smooth. Fold in whipped topping and lemon juice. Spread over pie shell.

Cover cream cheese filling with lemon filling. Refrigerate pie overnight.

If desired, dollop additional whipped topping over lemon filling. Refrigerate until serving.



APRIL NOW IN MORNING CLAD MARCH

By Bliss Carman

April now in morning clad
 Like a gleaming oread,
 With the south wind in her voice,
 Comes to bid the world rejoice.

With the sunlight on her brow,
 Through her veil of silver showers,
 April o'er New England now
 Trails her robe of woodland flowers,

Violet and anemone;
 While along the misty sea,
 Pipe at lip, she seems to blow
 Haunting airs of long ago.

FEATURED VIDEO TUTORIAL FOR APRIL:

https://www.youtube.com/watch?v=PZP_Fjei7CI

“Memi’s Lemons” Quilt

Missouri Star Quilt Company

FEATURED PATTERNS

Bonita Bunny: <https://drive.google.com/file/d/1eVpTfx8z2EDK5S-Du7270SPzu7Bpx6f/view>

Bunny Crunch Mini Quilt: https://graybarndesigns.com/wp-content/uploads/2019/02/Bunny_Crunch_full_2019_gbd.pdf

Carrot Runner: <https://drive.google.com/file/d/1UkChrVYbUWE0H33Yu0cDvVYwhHBfsyzJ/view>

Easter Egg Table Runner: https://drive.google.com/file/d/1hBooOl4BGbwF0aYbU-WEZiibRTa-y_H/view

Bunny Quartet Mini Quilt: <https://drive.google.com/file/d/1HCRGXLx1Kl8cdICatsZB-PuqyLyxt5Nw/view>

Easter Table Topper: <https://drive.google.com/file/d/1kUOrpav9puXQdliUKB-9iCTjbjjYO7jT/view>

Scrappy Carrots Mini Quilt: <https://drive.google.com/file/d/1aVnK-WD7TV0cc-T2xKp9ILRYH9FxlNpC/view>

Spring Jubilee Easter Quilt: https://www.blankquilting.net/product_images/SJ_Easter_Quilt1_pattern.pdf

Bunnies and Baskets: <https://www.rileyblakedesigns.com/assets/images/freepatterns/quiltpatterns/WonderlandTwoFreePattern.pdf>


Tulips Quilt: <https://windhamfabrics.com/images/project/Tulips%20Final.pdf>

Woven Fabric Easter Basket: <https://drive.google.com/file/d/1wO8Q5s3LThTCRBgi026pdwBn0IYsZzK/view>

Dancing Eggs Quilt: <https://www.andoverfabrics.com/Quilts/Bessie%20and%20the%20Dairyinettes.pdf>

Carrot Patch Quilt: <https://windhamfabrics.com/images/project/Carrot%20Patch%20Final.pdf>



APRIL CROSSWORD PUZZLE**ACROSS**

2. Resting stage of plants that are usually formed underground
 5. A Christian feast and holiday celebrated in the spring
 7. A branch of science concerned with the interrelationship of organisms and their environments
 8. Plants with large, brightly colored, bell-shaped flowers on stems that grow from a bulb
 11. A flying insect with a small body and large, often colorful wings
 13. Secondary color made by combining blue and yellow
 15. The process of bearing flowers
 16. A young sheep
- DOWN**
1. Brief and usually light falls of rain
 3. Put forth shoots

DOWN (Cont.)

4. A pleasant-smelling plant with a lot of small flowers that grow close together around one thick stem
6. Newly hatched birds
9. A circular canopy of cloth on a folding metal frame used as protection against rain
10. A baby frog or toad
12. The Easter Bunny leaves these for children to find
14. A young rabbit

LINK TO BARN QUILT TRAIL OF NORTHERN VERMONT

<http://www.barnquiltsofnorthernvermont.org/>

NEWSLETTER IDEAS WANTED: Do you have a recipe you'd like to share with guild members? Or maybe you've found a great quilting website or blog you'd like to share. Or you've visited a quilt shop within an easy drive which had bargains or a fabric selection no quilter should miss. If so, send an email to CommonThreadsVT@gmail.com, and the newsletter editor will do her best to include it in the next newsletter. Although welcome, your input doesn't have to be a complete article. It could be a few bullets which convey your message. The editor will fill out the article as needed.

Deadline for articles for next newsletter:

Saturday, April 15th, 2023

Please email articles to Sharon Perry, CommonThreadsVT@gmail.com,
or mail to PO Box 517, Montgomery Center VT 05471



April is National Frog Month



"Oh, the lovely fickleness of an April day!"
- W. H. Gibson