

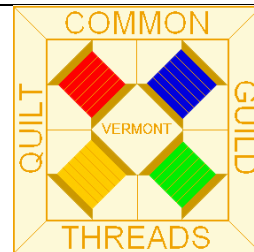
Volume 5

ON POINT

The Official Newsletter
of the Common Threads Quilt Guild of Lamoille County
in Morrisville, Vermont

<http://commonthreadsvt.org/>

CommonThreadsVT@gmail.com



Issue 9

The President's Block

Good Morning Quilters,

I want to begin by giving a great big thank you to Linda McGraw for stepping up and volunteering to be our next president. We still need to fill the other positions of VP, treasurer and a person to send cards. If we don't fill these positions the only choice I see that we have is to DISBAND THIS ORGANIZATION.

Is this what you want are you finished with the formality of the guild. Would it be possible to disband the non-profit and just be a casual group that meets for a social hour of like interests? Bring something to work on and sit and chat. I DON'T KNOW?? What do you want? We can't go on as we are without volunteers to take their turn in an official position.

We need to make these decisions ASAP because if we disband we would need to sell the supplies we have accumulated and not go ahead with the expense of a new storage unit. This organization can only go on if we get more involvement. This is a lot to think about. Unfortunately I will not be at the May meeting so be ready to make some big decisions at the June meeting, unless I get lucky and you have made these decisions at the May meeting. A girl can hope.

Your President until September,
Cheryl Leach, 2025-2026



President

Cheryl Leach 802-888-5102

Vice President

Lisa Vilord 802- 279-7292

Secretary

Sheila Jourdan 802- 279-0969

Robin Wright 802-635-9550

Treasurer

Cheryl Leach 802-888-5102

Programs

Rotating Members

Newsletter

Sharon Perry 802-326-3135

Block of the Month

VACANT

Sunshine Cards

Hilda Tallman 802-888-3808

Membership

Denise Mayo 802-585-5876

Librarian

Jan Kuhn 802-851-8341

Sunshine Quilts

Marion Seasholtz 802-635-2731

Common Threads Quilt Guild
meets the 2nd Thursday,
March through December,
at 6:30 p.m. at the
VFW, 28 VFW Street,
in Morrisville

Dues = \$20 annually



2025 - 2026 Guild Calendar

**DOORS OPEN AT 6:00 PM;
MEETING STARTS AT 6:30 PM**

September 11th Creating Quilts with Electric
Quilt 8 with Sharon Perry
October 9th Piecing Together Memories
with Jane Paine
November 13th Label Your Quilts
With Carolyn Babcock
& Sharon Perry RESCHEDULED
December 11th Holiday Potluck
Papercrafting with Jane Paine CANCELLED

2025 – 2026 Guild Calendar

**DOORS OPEN AT 6:00 PM;
MEETING STARTS AT 6:30 PM**

January NO MEETING
January 17th Sunshine Quilt Workshop,
9 am – 3 pm
Johnson Town Hall
February NO MEETING
February 28th Sunshine Quilt
Workshop, 9 am – 3 pm,
Johnson Town Hall

2025 – 2026 Guild Calendar

**DOORS OPEN AT 6:00 PM;
MEETING STARTS AT 6:30 PM**

March 12th Label Your Quilts
With Carolyn Babcock & Sharon Perry
April 9th No program
May 14th TBD
June 11th TBD
July 9th TBD
August 13th Summer Potluck*
*Potluck Dinner starts at 6:00 pm



Treasurer's Report

Beginning Balance 3/20/2026		\$4,742.97
Income		
	<u>\$0.00</u>	
	<i>Total Income</i>	\$0.00
		<i>Subtotal</i> \$4,742.97
Expenses		
Check 637 Acadia Ins Co		<u>\$499.00</u>
	<i>Total Expenses</i>	\$499.00
Ending Balance 4/20/2026		\$4,243.97

Respectfully submitted,
Cheryl Leach, Treasurer



PROGRAMS: LOOKING AHEAD...

May 2026: TBD (any takers?)

August 2026: Summer Potluck; potluck dinner starts at 6:00 pm


June 2026: TBD (any takers?)

September 2026: TBD (any takers?)

July 2026: TBD (any takers?)

October 2026: Trunk Show with Nina Clotfelter

QUILT STAMPS AT THE POST OFFICE



If you stop in the post office nowadays you might see a sheet of first-class stamps honoring the quilt maker Harriet Powers. Harriet Powers was an African American quilt maker born into slavery in 1837 in rural northeast Georgia. She most likely learned her sewing and quilt-making skills on the plantation where she was enslaved.

After emancipation, she and her husband, Armstead, bought farmland in the area and raised a family, and over time she became known for the remarkable pictorial quilts she created - quilts full of symbolism that read like illustrated panels telling a narrative story. Powers used her quilting as a way to preserve her faith, her African

American culture, and her own personal story.

Only two of her quilts are known to survive today, but those two works have become cornerstones in the story of American quilting - especially the tradition of story quilts.

Secretary's Report

COMMON THREADS MEETING MINUTES

April 9, 2026

Greeting: Meeting opened at 6:30 pm by President Cheryl Leach.

present: 21

Visitors: None

Birthdays: Happy Birthday to April birthdays, Jessica Merriam, Sharon Witbeck, Tracey Morin, and Patricia Donnelly.

Drawings: **Just for coming** – Jessica Merriam; **Food shelf** – Melody Chase.

Secretary's Report: Robin Wheel moved to accept, Jane Langdell seconded. No discussion, motion carried.

Treasurer's Report: Robin Wheel moved to accept, Jane Langdell seconded. No discussion, motion carried.

Sunshine Cards: None this last month.

Block of the Month: 4 blocks received for the December block, Jane Langdell won.

Volunteer(s) needed to continue this program.

Membership – New membership lists distributed.

Old Business: Jan Kuhn reported that the board at Sterling View would like us to move the shed out. They would be willing to buy it for the right price. Past discussions included getting an 8 X 10 storage box and putting it on Andrea Blaisdell's property if we sold it. Jan was able to tell the board president our price of \$3800, and she was told they would agree to that. Board meeting is coming up and that will be confirmed.

Robin Wheel moved to sell the shed to Sterling View for \$3800, seconded by Jane Langdell. Motion passed on voice vote.

New Business:

- Carol Moulton mentioned that batting had been donated to the guild. Cheryl offered to pick it up and get it to Andrea or Marion.
- Payment for the use of the VFW is a quilt for them to raffle. Recommendation is to donate a completed Red, White, and Blue quilt with blocks we made for our QOV program. Consensus agreed.

Reminders:

- Franklin County Quilt Show this weekend.
- Champlain Quilt Show at Holy Family Parish Center this month.
- In conjunction with the Franklin County Quilters Guild and the Champlain Valley Quilt Guild of Vermont, we will have a speaker and possibly a workshop in October given by Nina Clotfelter. If you are interested, save the dates between October 8th through 11th.


Program: No program

Sew and Tell: Started at 7:00 pm

Adjourn: 7:20 pm

Respectfully submitted.

Robin Wright, Secretary



SUNSHINE CARDS FOR OUR MEMBERS

If you know of a guild member who is in need of encouragement or comfort due to an illness, bereavement, etc., please contact Hilda Tallman, 802-888-3808. She will send out an appropriate card.

GUILD MEETING LOCATION

The Common Threads Quilt Guild meets on the 2nd Thursday of the month, March through December, at the Morrisville VFW, 28 VFW Street, behind the River Arts Center on Pleasant Street in Morrisville.



THE FIRST OF MAY
By Annette Wynne

If I could stay up late no doubt
I'd catch the buds just bursting out;
And up from every hidden root
Would jump a tiny slender shoot;
I wonder how seeds learn the way,
They always know the very day—
The pretty, happy first of May;
If I could stay up then, no doubt
I'd catch the buds just bursting out.

**FEATURED VIDEO TUTORIAL
FOR MAY:**

https://www.youtube.com/watch?v=EkDpG_R_Ko0
Sew Cute Runner for May
Shabby Fabrics

QUILT HUMOR

**Three sewing machines
walk into a bar...**

The first says to the second, "Are you a Singer?"

The second replies, "Why, Janome?"

The third remarks, "Oh, Brother!"



Cheryl Leach	May	10
Linda Locke	May	19
Gail O'Brien	May	28

...and many more!!!



Recipe Corner

CREAM OF CELERY SOUP

From Jean Anne Branch, Franklin County Quilters Guild

2 tablespoons oil or butter
 1 medium-large onion, diced
 4 garlic cloves, chopped
 6 cups celery, sliced thin (large bunch)
 2 cups potato, ½" rounds
 5 cups vegetable or chicken broth
 1 bay leaf
 1 teaspoon salt
 ½ teaspoon black pepper
 ⅛ - ¼ teaspoon cayenne pepper
 ¼ cup fresh dill **OR** 1 tablespoon dried dill
 ½ cup fresh parsley **OR** 2-3 tablespoons dried parsley
 ½ cup sour cream or plain yogurt

Cook slowly oil/butter and onion in large pot like a Dutch oven. Add garlic and cook until fragrant. Add celery, potato, broth, bay leaf, salt, black pepper, and cayenne pepper. Bring to a rolling boil; reduce heat and cook until veggies are tender. Remove from heat and stir in dill and parsley. Remove bay leaf. Blend soup to desired texture. Add sour cream/yogurt.

OLIVE-STUFFED CELERY

1 dill pickle spear plus 1 teaspoon juice
 3 sweet pickles plus 1 teaspoon juice
 6 pitted ripe olives plus 1 teaspoon juice
 6 pimiento-stuffed olives plus 1 teaspoon juice
 1 package (8 ounces) cream cheese, softened
 1/3 cup mayonnaise
 1/4 teaspoon salt
 1/4 cup finely chopped pecans, toasted
 6 celery ribs, cut into 2-inch pieces

Finely chop the pickles and olives. In a small bowl, beat the cream cheese, mayonnaise, juices and salt until blended. Stir in the pickles, olives and pecans. Pipe or stuff filling into celery sticks. Store in the refrigerator.

CELERY GRATIN

1/2 cup butter, divided
 6 tablespoons all-purpose flour
 1 cup 2% milk
 1 cup heavy whipping cream
 3/4 cup shredded Swiss cheese
 1/2 teaspoon salt
 1/2 teaspoon pepper
 Dash ground nutmeg
 8 celery ribs, cut into 1-inch pieces

1/2 cup chopped celery leaves
 6 slices white bread, crusts removed ½ teaspoon salt

Preheat oven to 375°. In a large saucepan, melt 6 tablespoons butter over medium heat. Stir in flour until smooth; gradually whisk in milk and cream. Bring to a boil, stirring constantly; cook and stir until thickened, 3-4 minutes. Stir in cheese, salt, pepper and nutmeg until combined. Stir in celery and leaves; transfer to a greased 13x9-in. baking dish.

Tear bread into pieces and place in a food processor or blender. Cover and pulse until crumbs form. Transfer to a large bowl. Melt remaining 2 tablespoons butter. Drizzle over bread crumbs; toss to coat. Sprinkle over celery mixture.


Bake until bubbly and topping is golden brown, 25-30 minutes. If desired, sprinkle with additional celery leaves.

APPLE AND CELERY SALAD

12 celery ribs, cut into 1/4-inch slices
 3 medium apples, cut into chunks
 1 tablespoon lemon juice
 ⅓ cup mayonnaise
 ¼ cup sparkling apple cider or unsweetened apple juice


3 tablespoons red wine vinegar
 2 tablespoons olive oil
 2 tablespoons whole grain mustard
 1 teaspoon sugar

Toss celery and apples with lemon juice. In another bowl, whisk together mayonnaise, apple cider, vinegar, oil, mustard and sugar. Pour over celery mixture; toss to coat. Refrigerate, covered, 1 hour. Stir before serving.




Bonus Block

MAY 2026



Colors:

Reds into pink and coral
& greens
with cream or white
background




PATTERN: BUTTERCUP

Pattern from [Patchwork Square](#)

Click the link below for the 12" finished block pattern

[Buttercup*](#)

*Scroll down to the green download button



JOHNSON TOWN HALL SEWING DAYS

Sewing weekends are open again at the Johnson Town Hall. We set up on the second floor of the Town Hall (elevator available). Large tables are available plus ironing stations and a cutting table.

We meet on the first and third weekend of the month, arrival after 8 am, but you can sew as late as you want. A \$2 daily donation is requested, going to the Town of Johnson for use of the space.

At this time we are planning to have a mailing list only for change of plans, you can send your email to Robin Wright, growingfarm00@gmail.com or Hilda Tallman, sammnvt57@yahoo.com to be on that list. Reminder emails the week before will no longer be going out.

All crafters are welcome!



JUST ASK SALLY MAGUNDI


Dear Sally...When should I replace my Olfa self-healing cutting mat? The one I am using is old enough to get a driver's permit and a lot of cuts leave a single thread uncut every two or three inches. I find myself changing the cutting blade much more often nowadays and having to press harder when I cut. Changing the blade is expensive and pressing harder aggravates my arthritis. On the other hand, I don't like to spend money unnecessarily and I try to keep my contributions to the landfill to a minimum. When should I say goodbye?

Signed "I have trouble letting go."

Dear I have trouble...The Olfa website has this advice (minimalist but it covers your concern): OLFA®'s mats are designed to last for years. However, if you cut repeatedly in the same spot or are a heavy user, you may need to replace your mat sooner. If it becomes gouged from cutting in the same area or you no longer can see the lines accurately, it's time for a new mat.



EMBROIDERY PATTERN FOR MAY FLOWERS



LINK TO BARN QUILT TRAIL OF NORTHERN VERMONT

<http://www.barnquiltsfornorthernvermont.org/>

NEWSLETTER IDEAS WANTED: Do you have a recipe you'd like to share with guild members? Or maybe you've found a great quilting website or blog you'd like to share. Or you've visited a quilt shop within an easy drive which had bargains or a fabric selection no quilter should miss. If so, send an email to CommonThreadsVT@gmail.com, and the newsletter editor will do her best to include it in the next newsletter. Although welcome, your input doesn't have to be a complete article. It could be a few bullets which convey your message. The editor will fill out the article as needed.

Deadline for articles for next newsletter:

Wednesday, May 20th, 2026

Please email articles to Sharon Perry, CommonThreadsVT@gmail.com,
or mail to PO Box 517, Montgomery Center VT 05471



May is National Bike Month



*"May is the time when everything awakens and springs
Into action." ~ Unknown*