

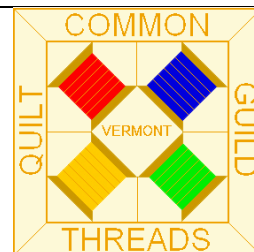
Volume 4

ON POINT

The Official Newsletter
of the Common Threads Quilt Guild of Lamoille County
in Hyde Park, Vermont

<http://commonthreadsvt.org/>

CommonThreadsVT@gmail.com



Issue 10

The President's Block

Hello Quilting Friends,

Well here I am again to dazzle you with my wit and writing prowess. "NAUGHT"!

I want to start by thanking Robin Wheel for her Selvage Bag instructions and demonstration from which I got positive feedback. So a great big Thank You to ROBIN!

For future programs does anyone have a favorite pattern or block they would like to share with us? Such as a block that looks difficult but when broken down in steps it really isn't that hard. A program doesn't have to be quilt related it could be any craft you enjoy and that you would like to share with us. It wouldn't even have to be a new program; it could be something that has already been demonstrated because we all would appreciate a refresher.

Well that's all for now.

Your President,
Cheryl Leach
2024-2025



President

Cheryl Leach 802-888-5102

Vice President

Lisa Vilord 802- 279-7292

Secretary

Sheila Jourdan 802- 279-0969
Robin Wright 802-635-9550

Treasurer

Cheryl Leach 802-888-5102

Programs

Rotating Members

Newsletter

Sharon Perry 802-326-3135

Sunshine Cards

Hilda Tallman 802-888-3808

Membership

Denise Mayo 802-585-5876

Librarian

Jan Kuhn 802-851-8341

Sunshine Quilts

Marion Seasholtz 802-635-2731

Common Threads Quilt Guild
meets the 2nd Thursday,
March through December,
at 6:30 p.m. at the
Sterling View
Community Center
in Hyde Park

Dues = \$20 annually



2024 - 2025 Guild Calendar

**DOORS OPEN AT 6:00 PM;
MEETING STARTS AT 6:30 PM**

September 12th Trunk Show
with Karen Abrahamovich

October 10th B-I-N-G-O!

November 14th Lynn Carrier, Vermont
Coordinator for
Quilts of Valor

December 12th Holiday Potluck*
*Potluck Dinner starts at 6:00 pm

2024 – 2025 Guild Calendar

**DOORS OPEN AT 6:00 PM;
MEETING STARTS AT 6:30 PM**

January NO MEETING

January 25th Sunshine Quilt Workday

February NO MEETING

February 1st Sunshine Quilt Workday

March 13th "Can't Cut Into It" Fabric

April 10th No Program

2024 – 2025 Guild Calendar

**DOORS OPEN AT 6:00 PM;
MEETING STARTS AT 6:30 PM**

May 8th Selvage Bag with
Robin Wheel

June 12th TBD

July 10th TBD

August 14th Summer Potluck



Treasurer's Report

Beginning Balance 4/20/2025

\$3,416.81

Income

5/9/2025 Deposit (Raffle Tickets \$150.00)

\$150.00

Total Income \$150.00

Subtotal \$3,566.81

Expenses

5/8/2025 Check #631 Town of Craftsbury Antiques & Uniques

\$120.00

Total Expenses \$120.00


Ending Balance 5/20/2025

\$3,446.81

Respectfully submitted,
Cheryl Leach, Treasurer

DO YOU HAVE A PROGRAM SUGGESTION FOR THE JUNE MEETING???

Currently, there is **NO program** identified for the June meeting. If you have an idea or suggestion for a program, please reach out to Cheryl Leach, huntzeus76@gmail.com or 802-888-5102, and let her know about your idea.



RAFFLE TICKETS FOR 2025 RAFFLE QUILT AVAILABLE

Each member is asked to “sell” 5 packets of tickets; each packet sells for \$5, and 1 ticket is \$2. If you need more tickets, please contact Sharon.

Prizes will be given to the member with the most tickets sold and to the member that sells the winning ticket.

Since the winning ticket will be drawn in early July, please return all raffle tickets/money to Sharon Witbeck by the June meeting.



Secretary's Report

Secretary's Report
May 8, 2025

Greeting: President Cheryl Leach opened the meeting at 6:30 pm.

Present: 28 in attendance

Visitors: No visitors

New Members: No new members

Birthdays: Happy Birthday to Cheryl Leach 10th, Linda Locke 19th, and Gail O'Brien 28th.

Drawings: **Just for Coming** – Elaine Foster; **Food Shelf** – Carol Moulton

Secretary's Report: The secretary's report for April was moved to be accepted by Robin Wheel and Carol Moulton seconded the motion. The report was voted to be accepted.

Treasurer's Report: The treasurer's report for May was moved to be accepted by Andrea Blaisdell and Marion Seasholtz seconded the motion. The report was voted to be accepted.

Sunshine Cards: There were no cards sent.

Block of the Month: Instead of drawing for a winner, the quilts blocks will be used to make quilts for Quilts of Valor. We are still working out how to assemble the blocks; most likely we will have a work bee. If you are interested in reading about Quilts of Valor, looking at their criteria or patterns, visit www.qovf.org. **New Block** – Patterns distributed for the "Friendship Star." Pattern can also be found on the Patchwork Square website.

Membership: Jan Kuhn announced that after many years of being responsible for taking care of the membership she would like to step away from the position. Denise Mayo volunteered to assume this duty.

Sunshine Quilts: Marion Seasholtz presented Andrea Blaisdell with a gift for the prize drawing. Top prizes for sunshine quilt makers were handed out.

Old Business:

New Venue discussion:

- Andrea Blaisdell reported that the Johnson Church is still interested in having us meet there. There will be no charge to use the space but there are two items that the church would like us to provide: Pies for their Chicken Pie Supper and a donation of a quilt for a raffle.
- Robin Wheel has connected with the Legion in Morrisville to see if we could use the building for our meetings. The request will be present to the Legion board for a decision.
- There was a discussion of how to move the metal cabinet to a new venue. The plan is that Andrea, Marion, and Cheryl will make a list of the cabinet items to determine what should be kept or eliminated. The Sterling View Park might be interested in buying the cabinet.

Raffle Quilt: There are still tickets to be sold for the quilt raffle. All tickets should be returned by the July 10th meeting of the guild.

New Business: Cheryl Leach stated that it is time to elect officers for the Guild. All current officers agreed to continue for another year. The current officers are: President/Treasurer – Cheryl Leach; Vice President – Lisa Vilord; Co-Secretary – Robin Wright and Sheila Jourdan. There will be an election of officers at the June meeting.

Program: Robin Wheel Salvage Bag

Sew and Tell: Eight members showed projects they made.

Meeting Adjourned

Respectfully submitted,
Sheila Jourdan, Co-Secretary



SUNSHINE CARDS FOR OUR MEMBERS

If you know of a guild member who is in need of encouragement or comfort due to an illness, bereavement, etc., please contact Hilda Tallman, 802-888-3808. She will send out an appropriate card.

SUPPORTING THE LOCAL COMMUNITY

Guild members are asked to bring nonperishable food shelf donations to Sterling View, the host site of our meetings. Sterling View distributes those donations to the local food shelf. Please drop your items in the basket near the door.



JUNE

by Harvey Carson Grumbine

Out on the hills,
Away from the throng,
Where the fountain spills
And the days are long,
There let me linger and learn to forget
The city's mordant hurry and fret,
For it is June.

FEATURED VIDEO TUTORIAL FOR JUNE:

<https://www.youtube.com/watch?v=fkZUmWlvBWA>

Pint Size Table Runner – June
Shabby Fabrics



Jane Paine	June	12
Bonnie Griswold	June	14
Marion Seasholtz	June	21

...and many more!!!





 Cut along dotted line

NAME: _____

CTR' CTR' CTR' CTR' CTR' CTR' CTR' CTR'
DONE DONE DONE DONE DONE DONE DONE DONE

Recipe Corner

CHOCOLATE-COVERED STRAWBERRY CHEESECAKE

For the cheesecake:

Cooking spray

2¼ cups graham cracker

6 tablespoons salted butter, melted

1¼ cups plus 2 tablespoons granulated sugar, divided

1 cup coarsely chopped fresh strawberries

4 (8-oz.) packages cream cheese, softened

2 tablespoons all-purpose flour

4 large eggs

1 large egg yolk

1 tablespoon grated lemon zest (from 1 large lemon)

2 teaspoons vanilla extract

1 to 2 drops soft pink food coloring gel

For the chocolate ganache:

6 ounces semisweet chocolate chips (about 1 cup)

¼ cup salted butter

4 teaspoons light corn syrup

½ teaspoon vanilla extract

Fresh strawberries (about 2 cups total) for garnish

For the cheesecake:

Preheat oven to 325°F. Lightly coat a 9-inch spring form pan with cooking spray. Wrap outside of pan with heavy-duty aluminum foil. Stir together graham cracker crumbs, melted butter, and 2 tablespoons of the sugar in a medium bowl. Press mixture on bottom and 1 inch up sides of prepared pan. Bake in preheated oven until set, 7 to 8 minutes. Transfer to a wire rack; cool completely, about 30 minutes.

Meanwhile, process chopped strawberries in a food processor until completely smooth, about 1 minute, stopping to scrape down sides as needed.

Beat cream cheese with a stand mixer fitted with a paddle attachment on medium speed until creamy, 1 to 2 minutes. Gradually add flour and remaining 1¼ cups sugar, beating until smooth, about 1 minute. Add whole eggs, 1 at a time, beating on low speed just until blended after each addition (do not overbeat). Add egg yolk, and beat just until incorporated. Beat in zest, strawberry puree, and 2 teaspoons vanilla on low speed just until combined. Gently stir in food coloring gel until desired shade is reached. Pour batter into prepared pan, and place on a large rimmed baking sheet.

Bake in preheated oven just until center is set, 1 hour and 10 minutes to 1 hour and 20 minutes. Turn oven off, and let cheesecake stand in oven, with door closed, 15 minutes. Remove cheesecake from oven, and gently

run a knife around outer edge of cheesecake to loosen from sides of pan. (Do not remove sides of pan.) Cool completely in pan on a wire rack, about 2 hours. Cover and chill 8 to 24 hours.

For the chocolate ganache:

Place chocolate chips, butter, and corn syrup in a small microwavable bowl. Microwave on medium (50%) power until melted and smooth, 1 to 2 minutes, stirring every 30 seconds. Stir in ½ teaspoon vanilla.

Remove sides of pan, and transfer cheesecake to a serving platter. Pour chocolate ganache over top of cake, spreading to edges using a small offset spatula and allowing some to drip down sides. Chill cheesecake until ganache is firm, about 20 minutes. Garnish cake with whole and halved fresh strawberries.

FROZEN STRAWBERRY LEMONADE

1 (12 oz.) container frozen lemonade

1 cup frozen strawberries

1 teaspoon sugar

1 teaspoon lemon zest

1 cup ice

1¼ cups club soda, divided

Fresh strawberries and lemon slices for garnish


In a small bowl, combine frozen strawberries with sugar; let sit for at least 10 minutes.

In a blender, combine frozen lemonade, ice, lemon zest, and ½ cup club soda; blend until smooth. Transfer to a pitcher; set aside.

In the clean blender, combine strawberries and ¾ cup club soda; blend until smooth.

Layer frozen strawberries and lemon slush in cups. Stir to gently combine.

Garnish cups with strawberries and a lemon slice.



Quilt of Valor Block

2025 QOV BLOCK DRIVE



Colors:
Red, white
and blue



PATTERN: FRIENDSHIP STAR
Pattern from [Patchwork Square](https://www.patchworksquare.com/index.php?function=DisplaySheet&sheet=friendship-star-basic-quilt-block&id=&mode=quilt)

If you have any questions, call Lisa Vilord, 802-279-7292.

Click the link below for the 12" finished block pattern

<https://www.patchworksquare.com/index.php?function=DisplaySheet&sheet=friendship-star-basic-quilt-block&id=&mode=quilt>



JOHNSON TOWN HALL SEWING DAYS

Sewing weekends are open again at the Johnson Town Hall. We set up on the second floor of the Town Hall (elevator available). Large tables are available plus ironing stations and a cutting table.

We meet on the first and third weekend of the month, arrival after 8 am, but you can sew as late as you want. A \$2 daily donation is requested, going to the Town of Johnson for use of the space.

At this time we are planning to have a mailing list only for change of plans, you can send your email to Robin Wright, growingfarm00@gmail.com or Hilda Tallman, sammnvt57@yahoo.com to be on that list. Reminder emails the week before will no longer be going out.

All crafters are welcome!

SHALL I KEEP MY SCRAPS? (From the Quilting Hub)

Have you ever considered disposing of your quilting scraps but been unsure which ones to keep, which to use to make new quilts, and which ones to donate for charity projects?

Keeper Scraps: If you have made a quilt for a loved one that gets used and washed regularly, it is a great idea to keep the quilt scraps so that if accidents occur you can fix that special comfy quilt. This is especially a good idea if the quilt was made for a baby or small child that may ultimately hold onto their quilt for many years using it as a "lovey" and dragging it with them wherever they may go. These quilts get lots of time in the washer and dryer and are subject to developing "character" over the years especially if there is a four-legged friend in the house.



SHALL I KEEP MY SCRAPS? (From the Quilting Hub) (Cont. from page 7)

Those preserved scraps might be just what are needed to give those well-loved quilts a bit more life and cover a few of the scars that it develops over time.

Scraps to Use: If you have accumulated a large number of scraps from quilting projects that you have made and sold, or gifted to charities, these are perfect for use in another quilt. Also, scraps that are left over from small projects like wall hangings, masks, and table runners are fair game to use to make another item of beauty as they are much less likely to be needed for repairs to small projects.

Scraps to Donate: If your scrap assortment contains lots of "odd" color fabrics or ones that don't coordinate well with your other fabrics, these may be perfect for donation to charity quilts, dog bed fillers, cat mats, etc. in some cases charities will purposefully ask for "ugly" quilts so that they will not be fought over when they are given away to the homeless. Small scraps are great for use in dog beds and since they will not be seen, it makes no difference what colors or sizes they are.

The most important thing to remember is that your scraps can be used, so there is no reason to throw them away, keep them for potential repair of lovelies, make a new quilt that is a great collection of memories from past projects, or bless others by using your scraps for donations.

**LINK TO BARN QUILT TRAIL OF NORTHERN VERMONT**

<http://www.barnquiltsfornorthernvermont.org/>

NEWSLETTER IDEAS WANTED: Do you have a recipe you'd like to share with guild members? Or maybe you've found a great quilting website or blog you'd like to share. Or you've visited a quilt shop within an easy drive which had bargains or a fabric selection no quilter should miss. If so, send an email to CommonThreadsVT@gmail.com, and the newsletter editor will do her best to include it in the next newsletter. Although welcome, your input doesn't have to be a complete article. It could be a few bullets which convey your message. The editor will fill out the article as needed.

Deadline for articles for next newsletter:

Friday, June 20th, 2025

Please email articles to Sharon Perry, CommonThreadsVT@gmail.com,
or mail to PO Box 517, Montgomery Center VT 05471



June is Dairy Month



"June is the pearl of summer, shining with warmth and joy." ~ L.M. Montgomery