

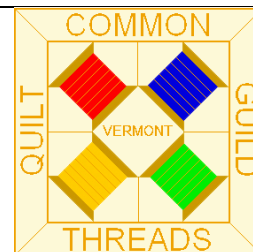
Volume 3

ON POINT

The Official Newsletter
of the Common Threads Quilt Guild of Lamoille County
in Hyde Park, Vermont

<http://commonthreadsvt.org/>

CommonThreadsVT@gmail.com



Issue 11

The President's Block

Hello Friends,

As I sit here to type this we are in a heat wave (I hate the heat).

What should quilters do during a heat wave?

Sit in front of your sewing machine hopefully with a fan or AC to keep you cool while you sew. If that doesn't work, grab a few of your friends, pile into a car with AC, and go shopping for more fabric. New fabric always makes me happy.

Stay cool, before you know it the weather will change!!

Your President,
Cheryl Leach
2023-2024



President

Cheryl Leach 802-888-5102

Vice President

Denise Mayo 802-585-5876

Secretary

Grace Sweet 802-244-7123
Robin Wright 802-635-9550

Treasurer

Cheryl Leach 802-888-5102

Programs

Rotating Members

Newsletter

Sharon Perry 802-326-3135

Sunshine Cards

Hilda Tallman 802-888-3808

Membership & Librarian

Jan Kuhn 802-851-8341

Sunshine Quilts

Marion Seasholtz 802-635-2731

Common Threads Quilt Guild
meets the 2nd Thursday,
March through December,
at 6:30 p.m. at the
Sterling View
Community Center
in Hyde Park

Dues = \$20 annually



2023 - 2024 Guild Calendar

**DOORS OPEN AT 6:00 PM;
MEETING STARTS AT 6:30 PM**

September 14th Favorite Quilting
Notion/Tool, Technique, or Book
October 12th "Following the Franklin
County Barn Quilt Trail"
with Sharon Perry
November 9th Christmas Tree Demo
with Denise Mayo
December 14th Potluck & Strip Poker

2023 - 2024 Guild Calendar

**DOORS OPEN AT 6:00 PM;
MEETING STARTS AT 6:30 PM**

January NO MEETING
January 20th Sunshine Work Day
February NO MEETING
March 14th Trunk Show
with Candace Hassen via ZOOM
April 11th Playing Games
May 9th Playing Games

2023 - 2024 Guild Calendar

**DOORS OPEN AT 6:00 PM;
MEETING STARTS AT 6:30 PM**

June 13th Trunk Show With
Linda Diak of Chester
July 6th Sunshine Quilt Workshop
9 am - 2 pm at Sterling View
(Let Andrea know if you'll attend.)
July 11th Bingo
August 8th Summer Potluck

***** MEETING DATE IS CHANGED TO 2ND THURSDAY OF EACH MONTH *****

JULY 2024

Treasurer's Report

Beginning Balance 5/20/2024

\$2,121.57

Income

New Member Dues (5/13/2024)	\$20.00
New Member Dues (6/18/2024)	\$20.00
Raffle Tickets (6/18/2024)	\$25.00
Total Income	\$65.00

Subtotal \$2,186.57

Expenses

Check #622, Marion Seasholtz, Purchase raffle tickets	\$104.95
Check #623, Sharon Witbeck, Envelopes for raffle tickets	\$6.00
Check #624, Linda Diak, Zoom presentation	\$150.00
Total Expenses	\$260.95

Ending Balance 6/20/2024

\$1,925.62

Respectfully submitted,
Cheryl Leach, Treasurer



WE'RE PLAYING BINGO AT THE JULY MEETING

We'll be playing BINGO at the July meeting. The Birthday Celebration Committee asks that you bring your BINGO daubers if you have them or anything with which to cover the squares. EDITOR'S NOTE: I hear that M&Ms work quite well; in addition to covering the squares, you have a ready-made snack to enjoy as well.

FUTURE PROGRAMS

As previously discussed, the monthly program will rotate between members. If you have a demonstration or program you might like to share, please sign up for one of the monthly meetings. As a note, signing up for a monthly program will get a member an entry into the drawing for all the prizes the 35th Birthday Committee (Joyce Emerson, Jane Langdell, and Robin Wheel) is soliciting for next year.



RAFFLE TICKETS FOR 2025 RAFFLE QUILT NOW AVAILABLE

Tickets for the next Raffle Quilt are being distributed! Tickets are available at the guild meetings. Or you can contact Sharon Witbeck and she will get them to you. Each member is asked to "sell" 5 packets of tickets; each packet sells for \$5, and 1 ticket is \$2.

This stunning quilt is queen-size, and the winner will be drawn at next year's Antiques and Uniques event. Prizes will be given to the member with the most tickets sold and to the member that sells the winning ticket.

This is a great fundraiser for the guild to help us with all the programs we have and for the charity work that we do.

Secretary's Report

Secretary's Report June 13, 2024

Greeting: by President Cheryl Leach at 6:30 pm.

Present: 30 in attendance

Guests: There was 1 guest/new member, Dorothy D'Andrea.

Birthdays: Happy Birthday to this month's members, Jane Paine, Bonnie Griswold, and Marion Seasholtz.

Drawings: **Just for Coming** – Sheila Jourdan; **Food Shelf** – Dorothy D'Andrea

Secretary's Report: Moved to accept by Robin Wheel, second by Jane Langdell. Motion passed.

Treasurer's Report: Moved to accept by Jane Langdell, second by Robin Wheel. Motion passed.

Sunshine Cards: Hilda Tallman reported cards sent to Jane Paine & Elaine Foster.

Block of the Month: June winner for 6 blocks was Jane Langdell. **New Block:** pattern is Friendship Star, to do in Red, White & Blue. Patterns distributed or available in newsletter. Carol Moulton encouraged others to enter blocks.

Sunshine Quilts: Andrea Blaisdell, speaking for Marion Seasholtz, has kits available, both "Disappearing 9-Patch" and "Jelly Roll Race." Andrea has a workshop planned for July 6th to complete additional quilts.

Raffle Quilt: Marion ordered the raffle tickets; everyone will get 15 tickets to sell. Sharon Witbeck volunteered to holding and handing out the raffle tickets. Put your name on the back of the tickets you sell so you can get credit for it. Decision made to have the drawing at the 2025 Antiques & Uniques. The raffle quilt size is a square queen.

New Business:

- Antique & Unique is on the 13th at Craftsbury Common. Volunteers can just show up. If you want to sell your own items you need to be there to take care of it. 10% of money made is paid to the guild.
- August meeting will be a potluck & "birthday" celebration.
- Sharon Perry is looking into having Karen Abrahamovich as the speaker at the September or October meeting. She will report back in July on Karen's availability and fee for guild approval.

Program: Linda Diak started her presentation at 6:50 pm via Zoom.

Drawing for celebrating the 35th Birthday of CTQG: Winners – Maria Foster, Carol Moulton, and Bonnie Griswold.

"Guess the Quilter" Game – Sharon Witbeck was the mystery quilter, and Andrea guessed correctly.

Sew and Tell: Eight members shared their quilts and handiwork.

Meeting Adjourned: 8:05 pm.

Respectfully Submitted,
Robin Wright, Co-Secretary



SUNSHINE CARDS FOR OUR MEMBERS

If you know of a guild member who is in need of encouragement or comfort due to an illness, bereavement, etc., please contact Hilda Tallman, 802-888-3808. She will send out an appropriate card.

SUPPORTING THE LOCAL COMMUNITY


Guild members are asked to bring nonperishable food shelf donations to Sterling View, the host site of our meetings. Sterling View distributes those donations to the local food shelf. Please drop your items in the basket near the door.



JULY

by Annette Wynne

July's for Independence Day,
For flags and speeches and for play,
For hiding deep in meadow grass
And watching flying creatures pass,
For sailing boats on little seas,
Where just the smallest summer breeze
Can blow; for picking flowers any day;
July comes for flags and play.



Ann	Owens	July	4
Michelle	Paige	July	7
Hilda	Tallman	July	18
Grace	Sweet	July	21
Elena	Tague	July	26
Donna	Hamel	July	31

...and many more!!!

FEATURED VIDEO TUTORIAL FOR JULY:

https://www.youtube.com/watch?v=NN_TLxCzOeg

Tea & Cookies for Two July Placemats
Shabby Fabrics



Join in the fun and make 24 quilted projects by the end of 2024 and your name will be entered into a special drawing held in December 2024. If you'd like to participate, fill in your name and 24 projects you'd like to finish this year on the list below. This is your list...you can add to it throughout the year if need be to have 24 projects or you can remove a project, or swap out projects, etc...you just have to have ***24 Finishes in 2024*** AND you must show each project at one of the guild's monthly show and tell. You can show multiple projects in one month. You also don't have to show a project every month, you just have to have ***24 Finishes in 2024!*** You will maintain your own list, but you must let Sharon Perry know you are participating.

 Cut along dotted line

NAME: _____

1.	13.
2.	14.
3.	15.
4.	16.
5.	17.
6.	18.
7.	19.
8.	20.
9.	21.
10.	22.
11.	23.
12.	24.

CTR' CTR' CTR' CTR' CTR' CTR' CTR' CTR'
DONE DONE DONE DONE DONE DONE DONE DONE

Recipe Corner

LEMON-RASPBERRY STREUSEL MUFFINS

2 cups all-purpose flour
½ cup sugar
2 teaspoons baking powder
½ teaspoon baking soda
½ teaspoon salt
2 large eggs, room temperature, lightly beaten
1 cup lemon yogurt
½ cup canola oil
1 teaspoon grated lemon zest
1 cup fresh or frozen raspberries

Topping:

⅓ cup sugar
¼ cup all-purpose flour
2 tablespoons butter or margarine

In a large bowl, combine flour, sugar, baking powder, baking soda and salt. Set aside.

Combine eggs, yogurt, oil, and lemon zest; mix well. Stir into dry ingredients just until moistened. Fold in raspberries.

Fill greased or paper-lined muffin cups three-fourths full. For topping, combine sugar and flour. Cut in butter until mixture resembles coarse crumbs; sprinkle about 1 tablespoon over each muffin.

Bake at 400° for 18-20 minutes or until muffins test done. Cool in pan 10 minutes before removing to a wire rack.

RASPBERRY LEMONADE CONCENTRATE

4 pounds fresh raspberries (about 14 cups)
6 cups sugar
4 cups lemon juice
Chilled tonic water or ginger ale
Ice cubes

Place raspberries in a food processor; cover and process until blended. Strain raspberries, reserving juice. Discard seeds. Place juice in a Dutch oven; stir in sugar and lemon juice. Heat over medium-high heat to 190°. Do not boil.

Remove from heat; skim off foam. Carefully ladle hot mixture into five hot 1-pint jars, leaving 1/4-in. headspace. Wipe rims; screw on bands until fingertip tight.

Place jars into canner simmering water, ensuring that they are completely covered with water. Bring to a boil; process for 10 minutes. Remove jars and cool.

To use concentrate: Mix 1 pint concentrate with 1 pint tonic water. Serve over ice.

RASPBERRY-RHUBARB SLAB PIE

3¼ cups all-purpose flour
1 teaspoon salt
1 cup butter
¾ cup plus 1 to 2 tablespoons 2% milk
1 large egg yolk, room temperature
2 cups sugar
⅓ cup cornstarch
5 cups fresh or frozen unsweetened raspberries, thawed and drained
3 cups sliced fresh or frozen rhubarb, thawed and drained

Vanilla icing:

1¼ cups confectioners' sugar
½ teaspoon vanilla extract
5 to 6 teaspoons 2% milk

In a large bowl, combine flour and salt; cut in butter until crumbly. Whisk ¾ cup milk and egg yolk; gradually add to flour mixture, tossing with a fork until dough forms a ball. Add additional milk, 1 tablespoon at a time, if necessary.

Divide dough in 2 portions so that 1 is slightly larger than the other; cover each and refrigerate 1 hour or until easy to handle.

Preheat oven to 375°. Roll out larger portion of dough between 2 large sheets of lightly floured waxed paper into an 18x13-in. rectangle. Transfer to an ungreased 15x10x1-in. baking pan. Press onto the bottom and up sides of pan; trim crust to edges of pan.

In a large bowl, combine sugar and cornstarch. Add raspberries and rhubarb; toss to coat. Spoon into crust.

Roll out remaining dough; place over filling. Fold bottom crust over edge of top crust; seal with a fork. Prick top with a fork. Bake until golden brown, 45-55 minutes. Cool completely on a wire rack.

For icing: Combine confectioners' sugar, vanilla and enough milk to achieve a drizzling consistency; drizzle over pie. Cut pie into squares.

NOTE: If using frozen rhubarb, measure rhubarb while still frozen, then thaw completely. Drain in a colander, but do not press liquid out.



Block of the Month

JULY 2024



Colors:
Red, white,
and blue



PATTERN: Friendship Star


Pattern from www.patchworksquare.com

If you have any questions, call Lisa Vilord, 802-279-7292.

Click the link below for the Friendship Star 12" finished block pattern*

<https://www.patchworksquare.com/mf/friendship-star-basic-quilt-block.pdf?t=1719199436>

*Please note the pattern has instructions for 3 sizes; please make the 12" finished quilt block.



BIRTHDAY CELEBRATION: DRAWINGS AND ENTRIES

Last month we drew three names for birthday presents, and the winners were Maria Foster, Carol Moulton, and Bonnie Griswold. We played "Guess the Quilter" with the four things about someone, Andrea Blaisdell correctly identified Sharon Witbeck. Both received birthday presents.

Next month we will be drawing more names for presents along with "Guess the Quilter" and we'll be playing BINGO. If everyone can remember to bring a BINGO dauber if you have one or something to use to cover the BINGO squares, it would be helpful!

One thing we thought of that would make it a bit easier is when you sign in for "just for coming" and donating to the food shelf, after the winner is drawn from that, we will dump those names into the birthday present drawing. By doing that you will only need to put your name in for:

- Donating a sunshine quilt top, 1 entry
- Donating a finished sunshine quilt, 3 entries
- Bringing something for sew and tell
- Volunteering for a program, 3 entries
- Working on any sewing workshop

Volunteering for a community event

Making a block of the month (1 entry regardless of how many you make)

Please be sure to enter your name, we will be drawing for lots of presents! Please note that you must be present to win if your name is drawn.

WORK DAY FOR SUNSHINE QUILTS

Andrea Blaisdell has booked the Sterling View Community Center for a Sunshine Quilt workshop on Saturday, July 6th, from 9:00 am – 2:00 pm. We will be finishing up tying and labeling the rest of the quilts we worked on last time, and we will have more to sew together and tie. If you can make it, PLEASE let Andrea know.

We will need a few sewing machines and if you have a tying needle (which is a larger needle with a bigger eye to thread perle cotton) please bring it. We will provide sewing and tying thread and hand needles.

Also, bring a lunch and drink with you. Dessert will be provided, possibly chocolate, because we all know that you cannot quilt without chocolate! EDITOR'S NOTE: Chocolate is a quilting notion!

JULY ANAGRAMS

This newsletter editor is always looking for new articles and features to share with guild members. This month, we're introducing a regular feature called "Anagrams." Just as a reminder, an anagram is a word, phrase, or name formed by rearranging the letters of another, such as cinema formed from iceman. All of the anagrams presented this month are words associated with the month of July. Answers can be found at the end of this page.

acme air	arc enc	cube bear	bury	ems rum	oh turf
park slur	adient coral	oem so	lark reps	tsars	cert ok
carrick reef	peadar	Cindee penned	bile try	hi wet	evens
Bernita Cole	aortic tip	persist	able slab	rife works	third bay



LINK TO BARN QUILT TRAIL OF NORTHERN VERMONT

<http://www.barnquiltsfornorthernvermont.org/>

NEWSLETTER IDEAS WANTED: Do you have a recipe you'd like to share with guild members? Or maybe you've found a great quilting website or blog you'd like to share. Or you've visited a quilt shop within an easy drive which had bargains or a fabric selection no quilter should miss. If so, send an email to CommonThreadsVT@gmail.com, and the newsletter editor will do her best to include it in the next newsletter. Although welcome, your input doesn't have to be a complete article. It could be a few bullets which convey your message. The editor will fill out the article as needed.

Deadline for articles for next newsletter:

Saturday, July 20th, 2024

Please email articles to Sharon Perry, CommonThreadsVT@gmail.com,
or mail to PO Box 517, Montgomery Center VT 05471



July is National Picnic Month



"July is a blind date with summer." ~ Hal Borland

JULY ANAGRAMS ANSWERS

America	Cancer	barbecue	ruby	summer	fourth
larkspur	declaration	moose	sparkler	stars	rocket
firecracker	parade	independence	liberty	white	seven
celebration	patriotic	stripes	baseball	fireworks	birthday