


ON POINT

The official newsletter
of the Common Threads Quilt Guild of Lamoille County
in Hyde Park, Vermont

<http://commonthreadsvt.org/>

CommonThreadsVT@gmail.com



AUGUST 2022

The President's Block

Hello everyone,

I can't believe we are halfway through summer already! I think we are having a nice one so far weather wise. We will be able to meet back at Sterling View again. We might have to wear masks again but that might change by meeting time.

This will be my last message to you, and I hope I haven't bored you too much in my ramblings. Thank you for allowing me to lead you as a guild; it has been a pleasure and an honor. We have a wonderful, talented group, and I hope we continue to go on for many years.

I am excited to take on the programs with the help of Sharon Perry. I think you will enjoy what we have planned.

Take care and see you soon.

Andrea Blaisdell, President



President

Andrea Blaisdell 635-8389

Vice President

Jane Paine 888-4555

Secretary

Grace Sweet 802-244-7123

Robin Wright 802-635-9550

Treasurer

Lois Lemaire 253-7789

Programs

TBD

Newsletter

Sharon Perry 802-326-3135

Sunshine Cards

Hilda Tallman 802-888-3808

Membership & Librarian

Jan Kuhn 802-851-8341

Charity Quilts

Marion Seasholtz 635-2731

Common Threads Quilt
Guild meets the 1st Thursday
of every month at 6:30 p.m.
at the Sterling View
Community Center
in Hyde Park

Dues = \$20 annually



2021 – 2022 Guild Calendar

**DOORS OPEN AT 6:00 PM;
MEETING STARTS AT 6:30 PM**

August 5th Summer Potluck

September 2nd Trunk Show
with Carolyn Babcock

October 7th Favorite Quilting Tool or
Notion

October 30th Sunshine Quilt
Workshop CANCELLED

November 4th CANCELLED

2021 – 2022 Guild Calendar

**DOORS OPEN AT 6:00 PM;
MEETING STARTS AT 6:30 PM**

December NO MEETING

January NO MEETING

February NO MEETING

March NO MEETING

April 7th Quilting Pot-Pourri
IN-PERSON Meeting!!!

April 23rd Raffle Quilt Workshop
At Johnson Town Hall

2021 – 2022 Guild Calendar

**DOORS OPEN AT 6:00 PM;
MEETING STARTS AT 6:30 PM**

May 5th Jelly Roll Rug
with Marion Seasholtz

June 2nd Crazy Star Demo
with Sharon Perry

July 7th Summer Potluck
Bring your favorite dish to share!

**August 4th Panel Palooza
with Cyndi McChesney**

Treasurer's Report

Beginning Balance 6/16/2022		\$5,480.81
Income		
None	\$0.00	
<i>Total Income</i>	\$0.00	
	<i>Subtotal</i>	\$5,480.81
Expenses		
None	\$0.00	
<i>Total Expenses</i>	\$0.00	
Ending Balance 7/16/2022		\$5,480.81


Respectfully submitted,
Lois Lemaire, Treasurer



AUGUST MEETING TO FEATURE CYNDI McCHESNEY AS GUEST SPEAKER ON ZOOM

Cyndi McChesney currently resides in northwest Arkansas and is a quilt artist, long-arm quilter, teacher and lecturer who revels in finding simple solutions to complex questions about quilt making and quilt design. She is also the author of *Fun with Panels*, C&T Publishing, coming September 25, 2022.

Cyndi says, "No more basic panel and border quilts!" Experience her journey through how to work with different styles of panels, where to find design ideas and how to make the most of those panels you love!



Secretary's Report

Secretary's Report (July 7, 2022)

Twenty members were in attendance at the Town Hall in Johnson plus Linda McGraw's granddaughter, Nevaeh. All enjoyed a tasty and bountiful potluck meal

The names of those with July birthdays were read by President, Andrea Blaisdell. All will choose a fat quarter next month when, hopefully, we will meet at the Sterling View Community Center.

Secretary's Report from June was moved to accept by Sharon Perry and seconded by Shelia Cross.

Treasurer's Report was moved to accept by Sharon Perry and seconded by Donna Hamel.

Sunshine Cards: One card was sent by Hilda Tallman.

Sunshine Quilts: No report as Marion Seasholtz was not present.

Block of the Month: Lisa Vilord – six blocks were made. The winner of the blocks was Lisa Vilord. Next month the pattern is Beacon Lights. The directions will be in the next newsletter.

Old Business: The slate of officers was presented.

President – Carol Moulton.

Vice-President – Denise Mayo

Co-Secretaries – Robin Wright and Grace Sweet

Treasurer – Cheryl Leach

Membership – Jan Kuhn

Newsletter – Sharon Perry

Programs – Andrea Blaisdell

Sunshine Cards – Hilda Tallman

Sunshine Quilts – Marion Seasholtz

New Business:

- There is a new quilt shop in Barre behind Lennie's – Gypsy Moth. Stonehurst is selling scraps of batting – Robin Wheel is helping them out. Contact her if you are interested in some scraps.
- Sharon Perry and her husband, Scott, have a website: <http://www.barnquiltsfornorthernvermont.org/> In 2010 there were 12 barn quilts in Franklin County. Now there are 440. There are also a good number in Lamoille County as well.


Sew and Tell: Two folks shared – Cindy Smorgans has inspired us with some free form art quilts. Lois Lemaire showed an exquisite traditional quilt.

Program: Andrea Blaisdell shared how she made a couple of cloth baskets from small pieces of cloth and some sort of stiffening

Meeting Adjourned: 7:20 pm

Respectfully Submitted

Grace Sweet



Block of the Month

AUGUST 2022



Colors: Maker's Choice

PATTERN: Beacon Lights

Pattern from www.patchworksquare.com

If you have any questions, call Lisa Vilord, 802-279-7292.

Click the link below for the Beacon Lights 12" finished block pattern*

<https://www.patchworksquare.com/mf/beacon-lights-quilt-block.pdf>

***Please note, the pattern has instructions for 2 sizes; please make the 12" finished quilt block.**



AUGUST IS

**FAMILY
FUN**
month



QUILT TIPS

- When you are having trouble threading the machine, put a little hair spray on the end of the thread, roll between your fingers and let it dry a few seconds. Snip the end with sharp scissors so there are no stray whips. The hairspray will stiffen the thread just enough to help you poke it through the hole.
- To ensure thread runs smoothly through your sewing machine make sure you are using a correctly orientated spool holder. Most machines supply two, one horizontal, one vertical. Look at the way the thread is wound on the spool. If it is cross wound and you can see "X"s in the winding, it is best used horizontally. If the threads are "straight," it should be placed on the vertical spool holder.

Recipe Corner

PEACH-BOURBON UPSIDE-DOWN BUNDT CAKE

1 ¾ cups butter, softened, divided
2 cups firmly packed light brown sugar, divided
4 peaches, peeled and cut into 4 slices
1 (8-oz.) package cream cheese, softened
1 ½ cups granulated sugar
6 large eggs
1 ½ teaspoons vanilla extract, divided
3 cups all-purpose flour
½ teaspoon salt
¼ cup (2 oz.) bourbon
1 cup powdered sugar
1 to 2 tablespoons milk

Preheat oven to 325°F. Melt ¼ cup of the butter in a small saucepan over medium; stir in ½ cup of the brown sugar. Cook, whisking constantly, until sugar has dissolved and mixture is thoroughly combined, about 1 minute. Pour mixture evenly into a 15-cup (10 ½-inch) Bundt pan that has been heavily greased with cooking spray. Place peach slices in an even layer on top of brown sugar mixture.

Beat cream cheese and remaining 1 ½ cups butter with a heavy-duty stand mixer on medium speed until creamy, about 1 minute. Gradually add granulated sugar and remaining 1 ½ cups brown sugar, beating on medium speed until light and fluffy, 3 to 5 minutes. Add eggs, 1 at a time, beating just until yolk disappears. Beat in 1 teaspoon of the vanilla.

Sift together flour and salt; add to butter mixture alternately with bourbon, beginning and ending with flour mixture. Spoon batter carefully over peaches in prepared pan; level with a spatula.

Bake in preheated oven until a long wooden pick inserted in center of cake comes out clean, 1 hour and 25 minutes to 1 hour and 30 minutes. Cool in pan on a wire rack until pan is cool enough to handle but still hot, about 25 minutes. Remove cake from pan to rack, and cool completely, about 2 hours.

Stir together powdered sugar, remaining ½ teaspoon vanilla, and 1 tablespoon of the milk in a small bowl, adding remaining 1 tablespoon milk, 1 teaspoon at a time, if needed to reach desired consistency. Drizzle over cooled cake.

PEACH SCONES

3 cups + 2 tablespoons all-purpose flour, plus more for dusting, divided

½ cup sugar
2 teaspoons baking powder
½ teaspoon baking soda
½ teaspoon kosher salt
1 stick unsalted butter, cold and cut into pieces
1 ¼ cups heavy cream, plus more for brushing
1 large egg
½ teaspoon almond extract
¾ cup canned or very ripe peaches, cut into ½-inch cubes
2 tablespoons raw sugar
Powdered sugar, for dusting

Stir together 3 cups all-purpose flour, sugar, baking powder, baking soda, and salt in a large bowl. Use your hands or a pastry cutter to cut the cold butter into the dry ingredients until the butter is almost completely combined into the flour mixture. (Note: the flour should look like cornmeal in texture with a few pea-sized pieces scattered throughout.)

In a small bowl, whisk together cream, egg, and almond extract. Using a large spoon, stir the wet ingredients into the dry ingredients until a dry shaggy dough forms. In a separate bowl, toss the cubes of peaches in remaining 2 tablespoon flour until well coated. Add to the shaggy dough and gently fold the dough over itself until the peaches are well distributed. Shape the dough into a large ball and transfer to a well-floured surface.

Dust the dough generously with flour and press into a 9-inch wide and 1-inch thick circle. If too sticky to work with, continue dusting with flour until it does not stick to your hands. Create 8 equal triangles by cutting the circle into quarters and then cutting each quarter in half.

Place the scones 2 inches apart on a parchment paper-lined baking sheet. Refrigerate for 30 minutes.

Brush scones with additional cream and sprinkle evenly with raw sugar. Preheat oven to 350°F. Bake until golden brown, 32 to 35 minutes. Dust with powdered sugar before serving.



SUNSHINE CARDS FOR OUR MEMBERS

If you know of a guild member who is in need of encouragement or comfort due to an illness, bereavement, etc., please contact Hilda Tallman, 802-888-3808. She will send out an appropriate card.

SUPPORTING THE LOCAL COMMUNITY

Guild members are asked to bring nonperishable food shelf donations to Sterling View, the host site of our meetings. Sterling View distributes those donations to the local food shelf. Please drop your items in the basket near the door.



2022-2023 SLATE OF OFFICERS

President: Carol Moulton

Vice President: Denise Mayo

Co-Secretary: Grace Sweet & Robin Wright

Treasurer: Cheryl Leach

Membership: Jan Kuhn

Newsletter: Sharon Perry

Programs: Andrea Blaisdell

Sunshine Cards: Hilda Tallman

Sunshine Quilts: Marion Seasholtz

MORE QUILT TIPS

- If you need to change your needle frequently to accommodate different types and weights of thread, place your used needle back in the plastic container with the point uppermost. Next time you go to pick out that size of needle you will know that you have already used the one with the point uppermost on an earlier occasion.
- When threading a sewing machine manually, slip a piece of white paper behind the eye of the needle so that you can see it easily.
- Always do a separate sample or test piece of your stitching/appliqué/quilting before you stitch the actual quilt to make sure you get the effect you're looking for.
- Plan your pressing so that ALL seams (including diagonal ones) meet others pressed in opposite directions to ensure perfect points.



Cindy Smorgans	August	2 nd
Linda McGraw	August	9 th
Caroline Hitchcock	August	30 th
Robin Wright	August	30 th

AND MORE QUILT TIPS

- If you use blue water erasable pens for marking up designs on your work, these marks can be easily and permanently removed by spraying them with a freshly-made solution (1 cup of water and 1 heaped teaspoon of baking soda) and allowing to dry naturally.
- Finish it! Even if it's not perfect, a finished quilt will please you more than a UFO stuffed in a cupboard. Finishing projects and working through some of those areas we might be less proficient in are all great learning experiences.
- Never stop learning! Try out classes from different teachers for the same technique. Not all classes will give fundamentally new information and some might just not become the preferred way of doing things, but every single one will give you a new seed to grow on to become a perfect quilter.

Lost To Dementia*
By Emile Pinet

Night of the dark soul
demons infiltrate
the gap between self
and oblivion.

Your mind's a fragile
dysfunctional place
that is under siege
and cannot be saved.

As reality
morphs into a dream
sanity slowly
starts to slip away.

And part of you is
lost to dementia
where confusion lurks
behind every thought.

Hope's been depleted
only time exists
and your lonely heart
cries out for a friend.

*This poem seemed appropriate to this newsletter editor as she is visiting her older brother who has recently been diagnosed with late-stage Alzheimer's and who is quickly slipping away.

FEATURED VIDEO TUTORIAL FOR AUGUST:

https://www.youtube.com/watch?v=o0dLh_bWkA

Storm at Sea "Tsunami" Quilt

Missouri Star Quilt Company

PATRIOTIC PATTERNS

Mod Melons: <https://cdn-ntf6a2gxhaj.netdna-ssl.com/wp-content/uploads/2019/06/ModMelons-Pattern.pdf>

Pineapple Quilt: <https://patsloan.typepad.com/files/jackie-padesky-pineapple-quilt-2.pdf>

Sand Surf and Sun: <https://www.apqs.com/wp-content/uploads/2018/03/Sand-Surf-and-Sun.pdf>


Ice Cream, You Scream Quilt: <https://www.michaelmillerfabrics.com/fileuploader/download/download?file=custom/upload/File-1518790902.pdf>

Changing Gears: <https://windhamfabrics.com/images/project/Changing%20Gears%20Final.pdf>

Butterfly Charm Blocks: <http://www.commandndesign.com/files/ButterflyCharmBlocksV2.pdf>

Sugar Stars Quilt: <https://drive.google.com/file/d/101uCPiHvU2cppaoTyZJQsOdyVfNb-rUH/view>

Golden Poppies Stars: <https://www.rileyblakedesigns.com/assets/images/freepatterns/quiltpatterns/GoldenPoppiesStarsFreePattern.pdf>

AUGUST CROSSWORD PUZZLE**ACROSS**

- 3. The warmest season of the year
- 6. The 50th state
- 7. A music festival held in August 1969
- 8. First submarine to cross the North Pole underwater
- 10. A residential property that hosts rent on a short term basis to travelers
- 12. One of August's two zodiac signs
- 13. Novelty ice cream bar with orange sherbet swirled with vanilla ice cream
- 16. The bear which is the spokesperson for fire prevention
- 18. The first and only president to resign while in office

DOWN

- 1. One of August's birthstones
- 2. A drink made from lemon juice and sweetened water
- 4. A small flying insect that bites people and animals and sucks their blood
- 5. A green variety of smooth-skinned summer squash
- 7. The large fruit of a plant of the gourd family, with smooth green skin, red pulp, and watery juice
- 9. The full moon in August
- 11. One of August's birth flowers
- 14. One of August's birthstones
- 15. One of August's two zodiac signs
- 17. One of August's birth flowers

LINK TO BARN QUILT TRAIL OF NORTHERN VERMONT

<http://www.barnquiltsfornorthernvermont.org/>

NEWSLETTER IDEAS WANTED: Do you have a recipe you'd like to share with guild members? Or maybe you've found a great quilting website or blog you'd like to share. Or you've visited a quilt shop within an easy drive which had bargains or a fabric selection no quilter should miss. If so, send an email to CommonThreadsVT@gmail.com, and the newsletter editor will do her best to include it in the next newsletter. Although welcome, your input doesn't have to be a complete article. It could be a few bullets which convey your message. The editor will fill out the article as needed.

Deadline for articles for next newsletter:

Monday, August 15th, 2022

Please email articles to Sharon Perry, CommonThreadsVT@gmail.com,
or mail to PO Box 517, Montgomery Center VT 05471



National Watermelon Day, August 3rd



*"August is the border between summer and autumn;
it is the most beautiful month I know." ~ Tove Jansson*