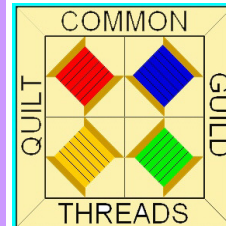


Common Threads Quilt Guild

October 2012



PRESIDENT

Andrea Blaisdell
635.8389

VICE PRESIDENT

Pat Slack
644.5404

SECRETARY

Kathleen Sampson
472.5707

Rhonda Griswold
888.5877

TREASURER

Rita Lehouillier
888.6465

MEMBERSHIP

Doreen Noyes
888.5095

Martha Corey
635.7056

NEWSLETTER

Mary Dick
888.4250

SUNSHINE CARDS

Lilalee Fisher
888.1908

Millie Piper
888.3433

PROGRAMS

Sheila Cross
635.7469

Hilda Tallman
888.3808

Cindy Smorgans
644.5880

Barb O'Toole
635.9384

CHARITY QUILTS

Marion Seasholtz
635.2731

Martha Corey
635.7056

Linda Worth
888.8926

Anita Morris
888.7981

'Ruth Wesolow
888.3309

A word from our President:

Hello Everyone,

I don't know about you ladies, but I am sure grateful for the cooler weather. It makes me want to get going on Christmas sewing. I wish there were more hours in the day so I could work and sew the same amount of time. The colors of fall remind me of Batik fabric with all the different hues. It will be a good time to get out the wool quilt patterns I have bought and the October meeting will be the perfect time to buy wool for those quilts. Winterberry Cabins has the most beautiful dyed wool fabrics. Even if you don't work with wool I think you will enjoy what Phyllis has to offer. We will be having a brief meeting and don't forget the new starting time of 6:30 PM.

See you all,

Andrea Blaisdell

Treasurer's Report: August 16, 2012 - September 12, 2012

Income

Cash balance August 15, 2012 \$4,443.26

Deposits:

9/7/2012 Membership Dues**** \$ 630.00

Total Income

\$5,073.26

Expenses

8/28/12 Ck 202 Lamoille Home Health (in memory R. Moody) \$ 25.00

9/6/12 Ck 203 Mary Dick (Newsletter & Postage) \$ 53.80

Total Expenses

\$ 78.80

Cash Balance September 12, 2012

\$4,994.46

Submitted by Rita Lehouillier, Treasurer



REMINDER



New
Time!!!

Meetings are the
first Thursday of every month at
Sterling View Clubhouse at 6:30

New
Time!!!

October Program

We will be hosting Phyllis Jackson from Winter Berry Cabin in Barre. she is the wool lady that vended at our show and VQF. She has been crafting since she was a young child, and taught herself to dye wool in 2004 after developing an interest in rug hooking. She started dyeing more wool than she could use so sold the extra on eBay. She got such a customer following that she started her own website and now sells wool and kits all over the world. She is hoping to open her own shop this fall.

Phyllis will talk about the whole appliqué process from selecting the wool to the finished project. She will have finished display pieces showing the different techniques such as stitching, embellishments and thread types.

She will be bring for sale, wool pieces in yardage (1/16, 1/8), wool bundles, appliqué kits, patterns and books. She has a website - winterberrycabin.com - where you can go and see what she has to offer. I'm sure if you see something you like, you could email her to bring it for you.

Phyllis is really looking forward to being with us. Her mother, who is a quilter, will be with her. Please come out and support her and bring a friend with you.

Again, thanks to Barb O'Toole for approaching Phyllis about coming.

After reading the surveys, we can see that there is a high interest in machine maintenance. That may be the theme of our November meeting.

Sunshine Quilt Challenge

We need your help!!

In order to inspire and motivate everyone we have come up with a challenge for all of you. We would like you to cut 8 1/2" squares, and make 4 patches out of r 1/2" squares (8 1/2" finished). We will use these to make as many Sunshine quilts as we can.

This is an ongoing project - for every (4) 8 1/2" squares that you cut and bring in and/or every (2) four patches that you make your name will be added to our box for a drawing. We will have at least 2 prizes: One for the person who contributes the most to the project - we will count the names in the box: the second prize will be a random drawing from the box.

One of the prizes is a 5 pack of rotary blades! Cut and sew to win! any colors will do - use up odd pieces of scrap that you have. We will put together beautiful "scrappy" Sunshine quilts!



We have over 1000 squares so far!
We will have fun putting them
together to make tops

This will certainly help make a dent in
the 100+ quilts that we give away
every year.

Keep cuttin' and sewin'
There is still plenty of time to get
involved.

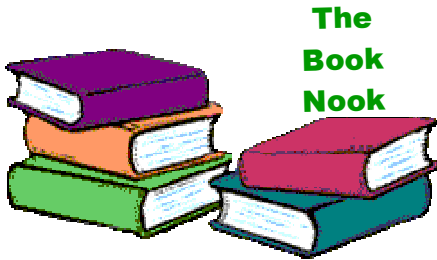
The drawing will be in January.

Thank you to everyone who has
contributed so far.

If you have questions, please call
Marion at
635.2731

Next Meeting**Thursday,**
October 4**Dues of \$15**
for the year
September 2012 to
September 2013
will be due
at this
meeting.**REMEMBER
TO BRING
ITEMS
FOR THE
FOOD SHELF**

I would like to say "thank you" to everyone who sent a card, called or visited me at the time of Richard's illness and passing. Also, thank you for the Guild's donation to Home Health & Hospice in his memory. Your thoughtfulness has meant a lot to me.

Ginny**The
Book
Nook****Featured this Month:
Books For Christmas
Gifts and Projects**

With Christmas and the Holidays just around the corner (only 100 shopping days left!!!), this month's Book Nook will feature books in the guild's library which provide projects with a Christmas theme or for making Christmas gifts. Janet Vaupel recently donated over a dozen books to the library. Several had a Christmas theme. thanks you, Janet, for your very generous donation to the guild's library and for the inspiration for this month's featured books. Here's a quick description/ review of each book:

Christmas Delights: Quilts That Celebrate the Season. by Jaynette Huff: "Make some holiday magic with this book! If you can sew a straight line, you can deck the halls with paper-pieced quilts for the holidays. This collection of festive blocks and quilts is perfect for quick Christmas gifts and home decor. Choose from 13 quilt patterns plus 16 blocks that you can turn into small wall hangings, large sampler quilts, or anything in between. Fun motifs include a toy soldier, nutcracker, gingerbread house—even Santa in his long johns. Oversized characters are presented on pullout pattern sheets for sewing ease." *Review from Amazon.com*

Christmas Stitchery. by Jenny Chippindale: "Using all the traditional shapes and symbols of Christmas - hearts, stars, snowflakes and birds - this book aims to show the basic needle skills required to complete the projects in this collection. A few projects do involve advanced techniques such as free machine embroidery, Patchwork, crochet, and counted cross stitch are just a few of the needlecrafts included. The materials used are as varied as the techniques and include silk, velvet, felt, string and thread. Projects range from wall-hangings, tree decorations, bird trees, and Christmas stockings." *Review from Amazon.com*

Last-Minute Christmas Gifts by Carol Taylor: "Give family and friends special handmade Christmas gifts that don't need to be started months in advance. These 60 great-looking, distinctive projects will solve your Christmas gift-list problem faster than Santa's reindeer can fly. Some take only about 1- minutes, and you don't need special craft skills or unusual materials. Pick up plants and potting soil to construct a living garden of succulents. build a simple CD rack. Whip up herbal bath oil. It's easy!" *Review from Amazon.com*

Quilted for Christmas, Quilted for Christmas III and **Quilted for Christmas IV.** by Christine Barnes: "Celebrate the joy of the season with a medley of festive full-size quilts, wall hangings, and a tree skirt in three books from a multi-book series. Instructions for a variety of construction techniques are featured. The series contains patch-

work projects with holiday themes. The books feature small quilts suitable for use as wall hangings or throws plus stocking patterns and a set of single-block potholders. Several fold-out sheets with full-size patterns are included as well as smaller patterns with the projects." *Review from Amazon.com*

Two-Hour Quilted Christmas Projects, by Cheri Saffiote: "This is a light-hearted book of simple quilting projects. **Two-Hour Quilted Christmas Projects** is terrific. The items are easy and refreshing. The patterns and directions are complete. This book delivers more than expected." *Review from Amazon.com.*

301 Country Christmas Quilt Blocks, by Cheri Saffiote: "The blocks in this book reflect simplicity and primitive themes. The variety of methods used--appliqué, piecing and stitchery, and the varying size of the blocks--allow for max creativity. The charming irregularities and imperfections in the quilt blocks are wonderful! This book's strong point is that it allows for individual variation in the spirit of the homemade "country" look. A lot of the patterns could easily be transformed into paper piecing or could be done using traditional pieced quilt blocks in similar "country" fabrics. The appliqué is rough and free-form and could be customized to suit one's own taste." *Review from Amazon.com*

If you'd like to "check out" any of the guild's 254 library books, please contact Sharon Perry at 326-3135 or email vtquilter@gmail.com to let her know which book's you'd like. She'll bring them to the next guild meeting.



12 in 2012 Challenge

Earlier this year, the guild unveiled the *12 in 2012 Challenge*, and 18 enthusiastic and energetic guild members signed up to participate. The challenge: to complete 12 UFO's by the December guild meeting.

There are 4 more months left for the challenge to be met. Of the original 18 members who signed up, 16 are still going strong, bringing in a completed UFO each month and showing it during Show and Tell. So far guild members have completed 112 UFO's, and if all of the 16 currently participating members complete the *12 to 2012 Challenge*, guild members will have completed over 200 UFO's during 2012.

Keep up the good work! And remember to keep a few of those completed projects for next year's quilt show.

And here's another hint: pull out the rest of your UFO's because there's talk about a *13 in 2013 Challenge*.



Secretary's Report September 6th, 2012

The Common Threads Quilt Guild met at Sterling View with 44 members and 1 guest present. Martha Russell won the prize "Just For Coming" and Mary Jo Williams won for "Canned Goods". A motion was made by Annie Morgan and seconded by Sharon Perry to accept the Secretary's report. So moved.

A motion was made by Sharon Parry and seconded by Annie Morgan to accept the Treasurer's report. So moved.

Three Sunshine cards were sent out in August.

A motion was made by Sharon Perry and seconded by marion Seasholtz to allow advertising by retail outlets in the newsletter. This motion was passed and the fee will be \$20 per year.

The Membership Committee reported that 39 members renewed their memberships.

The Program Committee announced that "A Year of Learning" would be the theme for this year's programs. A survey was passed out requesting ideas for the year.

There will be Charity Quilt work days on Thursday, September 27th and Thursday, October 18th from 9 AM - 3 PM at the Sterling View Community Center.

OLD BUSINESS:

The first, second and third place quilts for the October 2013 Quilt Show were displayed by marion Seasholtz.

The UFO challenge drawing was won by Janet Vaupel.

NEW BUSINESS:

The Common Threads Quilt Guild meeting will start at 6:30 PM beginning in October.

The Quilt Guild Cook Book will debut at the October 2013 Quilt Show.

Andrea is looking for a volunteer to be Quilt Show Chairperson.

SEPTEMBER PROGRAM:

Annie Morgan and Janet Vaupel presented ideas for pieced and machine borders. Meeting was adjourned at 8:48 PM.



Submitted by Kathleen Sampson, Secretary
September 9, 2012

Sunshine Quilts


There are 2 work days scheduled so far
for Sunshine Quilts.

Thursday, September 27th and
Thursday, October 18;
both at Sterling View
9 AM to 3 PM

We will have a fun day of sewing, tying and
possibly cutting...bring a lunch if you can
stay for the day, or stop by for as long as
you can.

Thank you in advance for helping out! If
you have any questions please call Marion
at 635.2731





Come see us at:.

Vermont Open Studio Weekend

Saturday and Sunday October 6 & 7

10am - 5pm

Marion & Matt Seasholtz



Wind's Edge Studio and Seasholtz Glass Design

590 East Main St

Hyde Park, VT 05656

Look for the flags

Office # (in Johnson) 645.2731

Studio # (in Hyde Park) 888.4111

Glass blowing demonstrations

I will also be selling some fabric...

10% off if you bring this ad.



Membership application

Last name _____
First name _____
Street _____
Town _____
Zip _____
Phone _____
Cel _____
Email _____
Birthday: Month _____
Day _____
Newsletter: Snail mail _____
or Email _____

Paid: cash _____
check # _____

Please fill out this application
form and bring it with your
dues to the October
Meeting.

Dues must be paid by
November 15th!!!



Needed!!!

Quilt Show Leader or Leaders.
Please don't be afraid to volunteer for
this position. Everyone is more than
glad to help and it's a lot of fun.
If you've got a friend who works well
with you, volunteer together.

ALSO
NEW MEETING TIME
6:30 PM OCTOBER 4!!!



